


Clamshell Quilt Guild BOM October 2025-2026

DISAPPEARING DOUBLE PINWHEEL QUILT BLOCK




2-11" squares of fabric,
1 solid and 1 print of Halloween Fabric


Lay Right side together and sew $\frac{1}{4}$ " seam
around the square.
Cut from corner to corner repeat on the other
corner



Sew the pinwheel together and press



Use your ruler, lineup on outside edge and
Cut at $4\frac{1}{2}$ " around all 4 sides.
Trim all squares to $4\frac{1}{2}$ "



Lay the Block out as shown.
Double check to make sure is correct
(I know from doing my bock)!!
Sew together. Make $12\frac{1}{2}$ " block